

# **Colorado Consortium for Prescription Drug Abuse Prevention**

## **8<sup>th</sup> Annual Meeting**

### **Prescription Drug Data Work Group**

October 22, 2020



University of Colorado  
Boulder | Colorado Springs | Denver | Anschutz Medical Campus

Office of the Attorney  
General



Office of the Governor



# Welcome and housekeeping

## Housekeeping

- Participants have been muted
- Session is being recorded
- Please add any questions or comments to the chat box
- Remember to unmute yourself during Q&A



University of Colorado  
Boulder | Colorado Springs | Denver | Anschutz Medical Campus

Office of the Attorney  
General



Office of the Governor



# Introductions

- Host: Tyler Payne, Colorado Consortium
- Presenters
  - Peter Rumbach, The Evaluation Center, University of Colorado Denver
  - Barbara Gabella, Colorado Department of Public Health and Environment
- Participants
  - Please share your name, title, and organization in the chat box
  - Ice breaker: Are you new to the Consortium?



University of Colorado  
Boulder | Colorado Springs | Denver | Anschutz Medical Campus

Office of the Attorney  
General



Office of the Governor



# Session overview

1. Consortium Data Work Group news
2. State Epidemiological Outcomes Workgroup (SEOW)
3. “State of the state” data presentation
4. Brainstorm future accomplishments





**The Data work group** focuses on issues relating to the identification, collection, and communication of **data and research regarding prescription drug misuse and abuse in Colorado.**

<https://corxconsortium.org/work-groups/data/>



University of Colorado  
Boulder | Colorado Springs | Denver | Anschutz Medical Campus

Office of the Attorney  
General



Office of the Governor





The Consortium Data  
Work Group is joining the  
forces with the Colorado  
State Epidemiological  
Outcomes Workgroup.

*Leveraging  
commonalities  
in:*

- ✓ People
- ✓ Purpose
- ✓ Patterns/trends in  
substance use
- ✓ Substance Abuse Trends  
and Response Task Force

The Consortium  
data work group  
is now ...

- ❖ *The SEOW Prescription Drug Data Work Group*
- ❖ Chair/liaison: Tyler Payne
- ❖ Will still receive emails from the Consortium



# Colorado State Epidemiological Outcomes Workgroup



Colorado  
State Epidemiological  
Outcomes Workgroup

<https://www.coloradoseow.org/>





We are a network of state  
agencies and data experts  
brought together to  
**examine the patterns,  
context, and impact of  
substance use**  
in our state.

# Our 4 Goals

**Characterize Substance Abuse Across the State**



**Increase Substance Use Data Availability**



**Identify and Address Gaps in Substance Use Data**



**Continue to Inform Prevention and Treatment Efforts**



# SEOW Members

- ☐ Receive an orientation packet
- ☐ Take a new member survey
- ☐ Meet the 3rd Thursday (Jan, Mar, May, July, Sep, Nov)
- ☐ Give input on SEOW deliverables & on priorities for prevention, treatment, recovery, and enforcement
- ☐ Share data updates or conduct analyses for SEOW





To get connected to the SEOW:  
**<https://www.coloradoseow.org>**  
and click the contact button.



# Data Products:


<https://www.coloradoseow.org/seow-products/>

\* Epidemiologic profiles \* Alcohol Policy \* Topical briefs

## Epidemiological Profiles



## Alcohol Policy Products



*Indicators*  
*tracked for*  
*the Colorado Consortium for*  
*Prescription Drug Abuse Prevention:*  
**Misuse and Overdose Deaths**

**Presenter: Barbara Gabella**  
**Colorado Department of Public Health and Environment**

## *2 Overarching Indicators since 2013*

---



### Use:

1. Misuse (2015 forward)

Non-medical use of prescription pain relievers  
(2014 and prior)

### Impact:

2. Drug overdose deaths involving prescription opioids

4.8% of Coloradans age  
12 or older misused  
prescription pain  
relievers in the past year  
...

or about  
217,000 Coloradans age  
12 or older

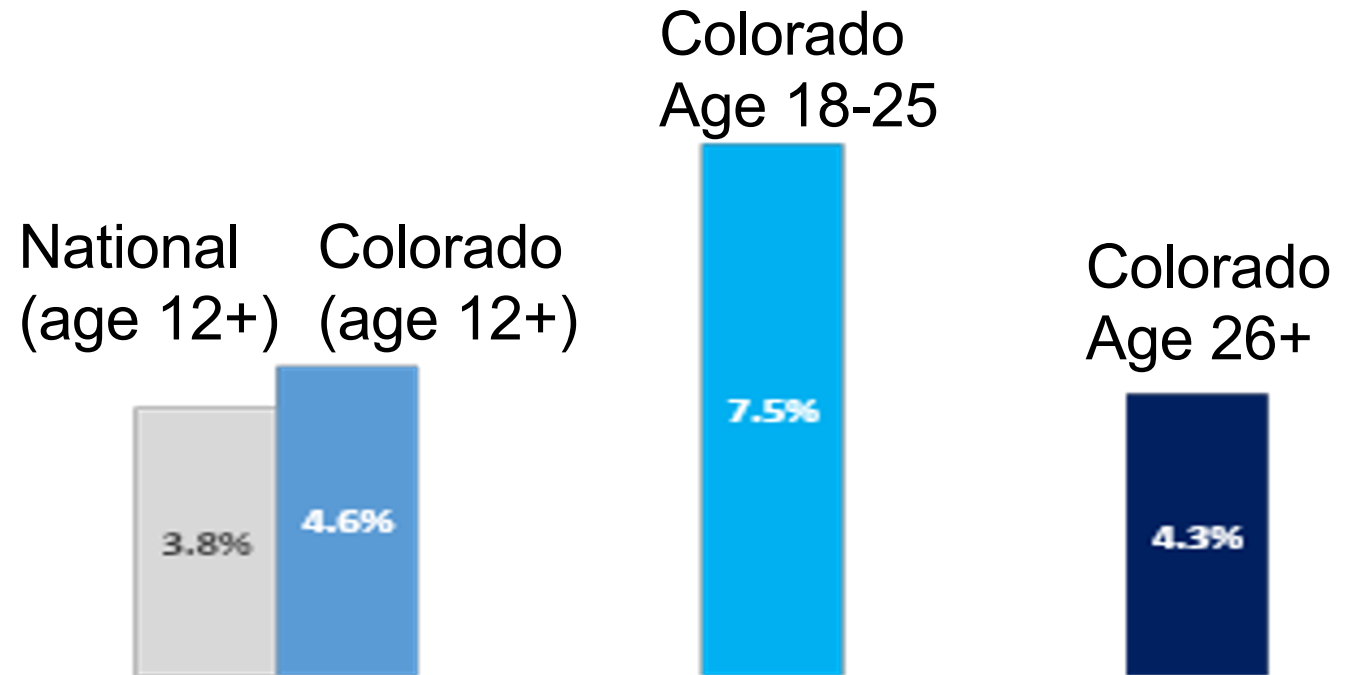
without a prescription of one's  
own;

in greater amounts, more often,  
or longer than told; or

in any other way not directed  
by a doctor.

# *Misuse\* of Rx Pain Relievers in 2017-2018*

Percent of  
Coloradans who  
**misused**  
**prescription pain**  
**relievers** in the  
past year



\*Misuse is use in any way not directed by a doctor.

<https://www.samhsa.gov/data/report/2017-2018-nsduh-state-specific-tables>

*4.6% of Coloradans age 12 or older misused prescription pain relievers in the past year.*

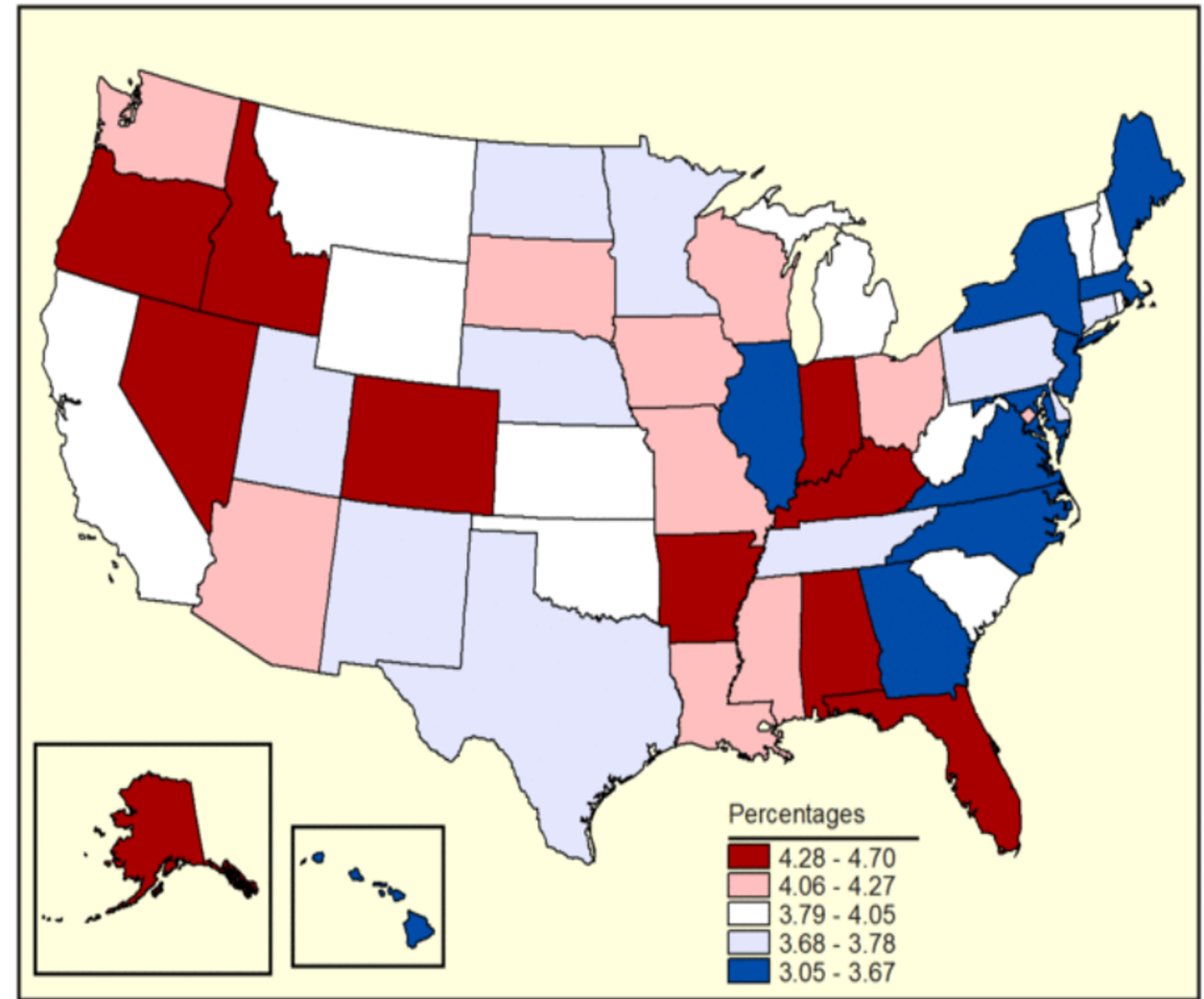
*Colorado's result is still in the **top tier** of states.*

Figure 12a from the National Survey on Drug Use and Health, 2017-2018 accessed on 5/11/2020 at:

<https://www.samhsa.gov/data/report/2017-2018-nsduh-national-maps-prevalence-estimates-state>

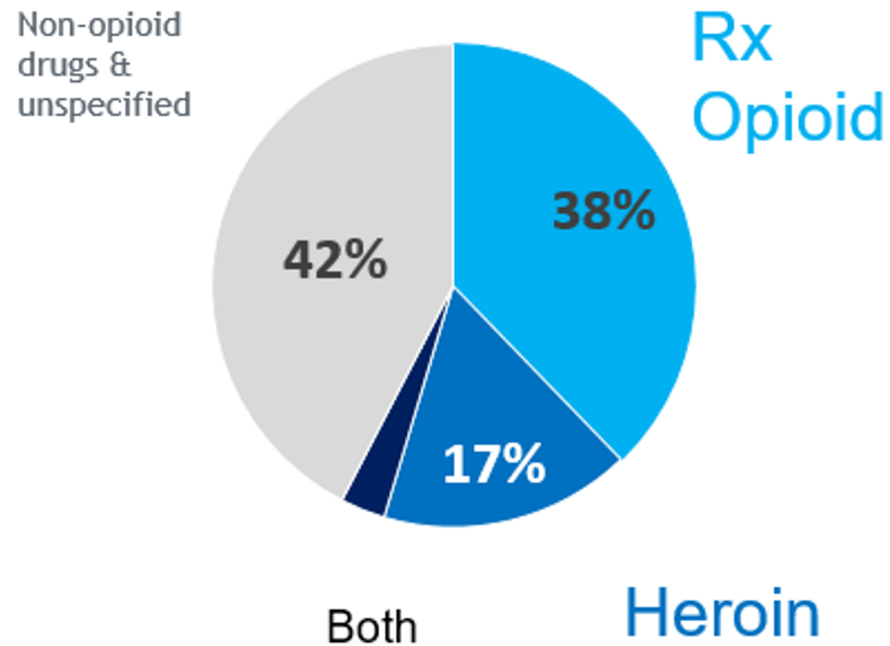
And substate estimates at:

<https://www.samhsa.gov/data/report/2016-2018-nsduh-national-maps-prevalence-estimates-substate-region>



# Health Impact:

## *Prescription opioid overdose deaths*



433 (41%) of the 1,062 drug poisoning deaths in Colorado involved **Rx opioid pain relievers** in 2019.



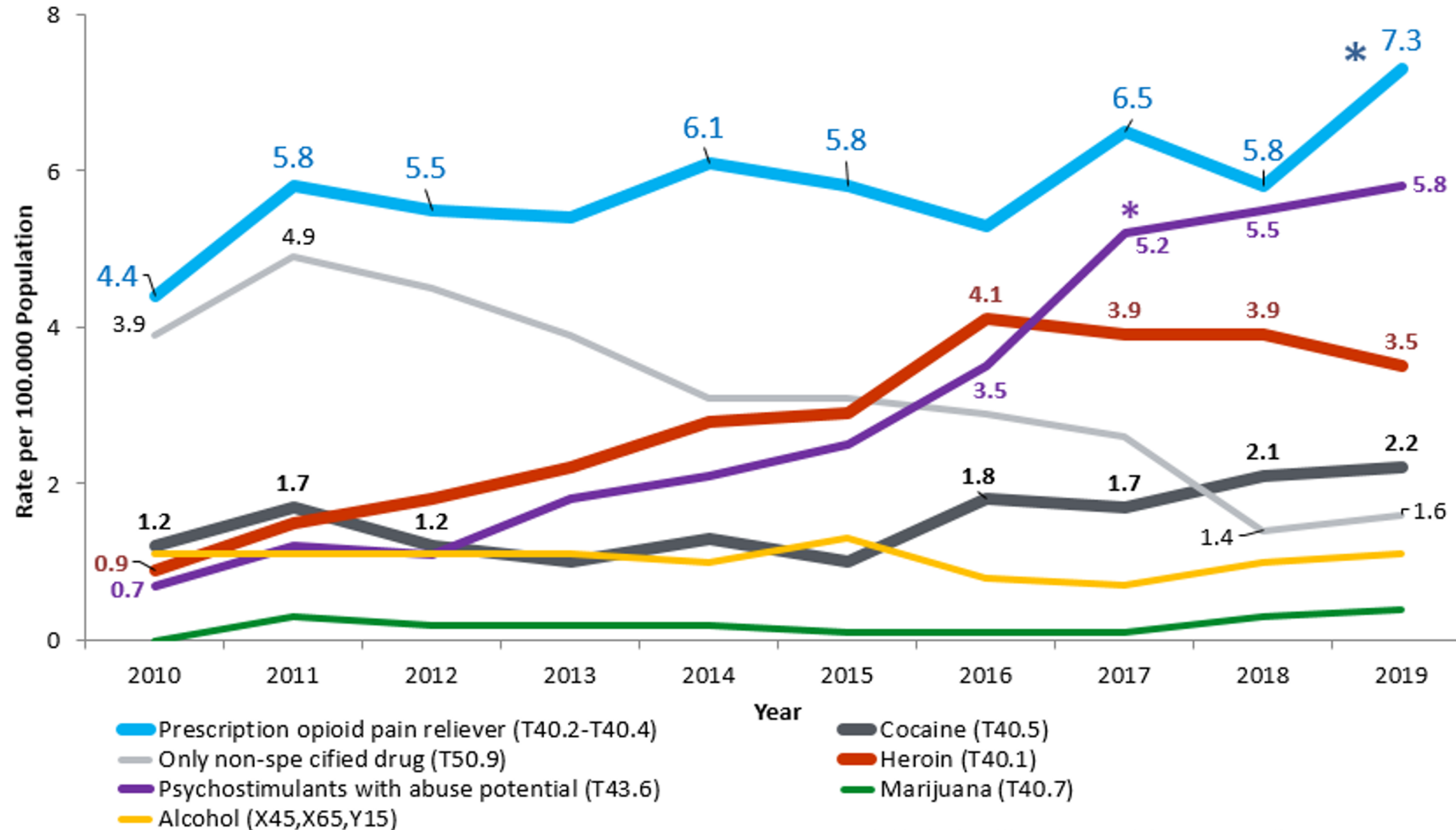
32 person (4%) died from an overdose involving both heroin and prescription opioids.

Source: Colorado death certificate data 2019, Vital Statistics Unit



# Health Impact: Drug overdose deaths

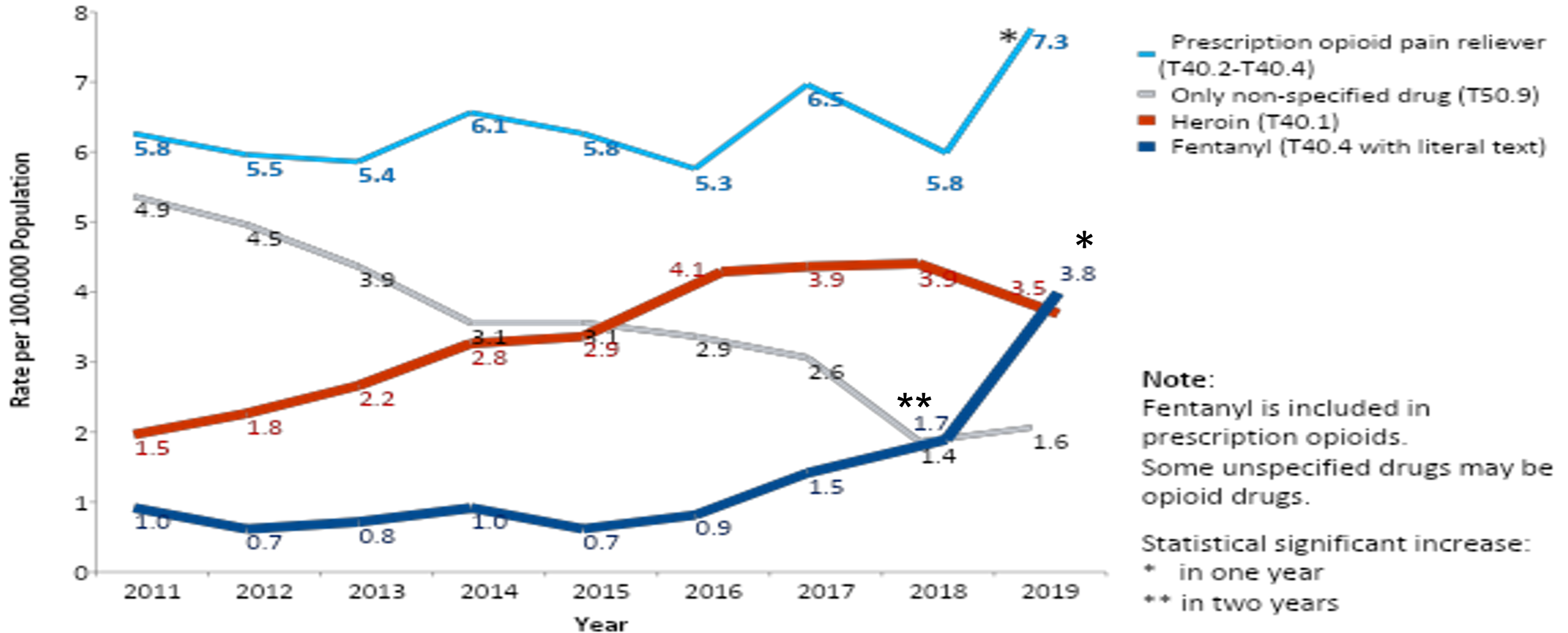
Age-adjusted rates, Colorado residents, 2010-2019



\*Statistically different from previous year

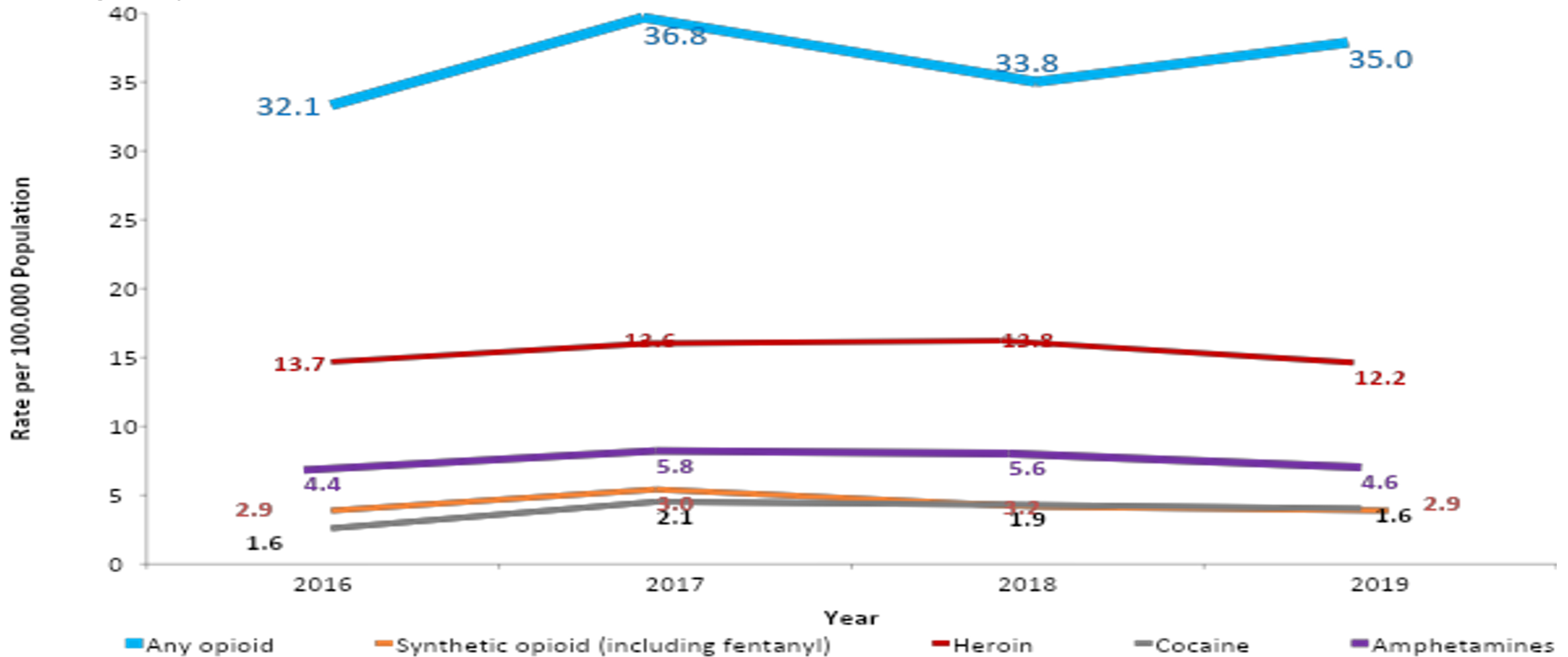
# Health Impact: Opioid overdose deaths

Age-adjusted rates, Colorado residents, 2011-2019



# Health Impact: Drug overdose ED visits

Age-adjusted rates, Colorado residents, 2016-2019



# 2019 Data Key Points

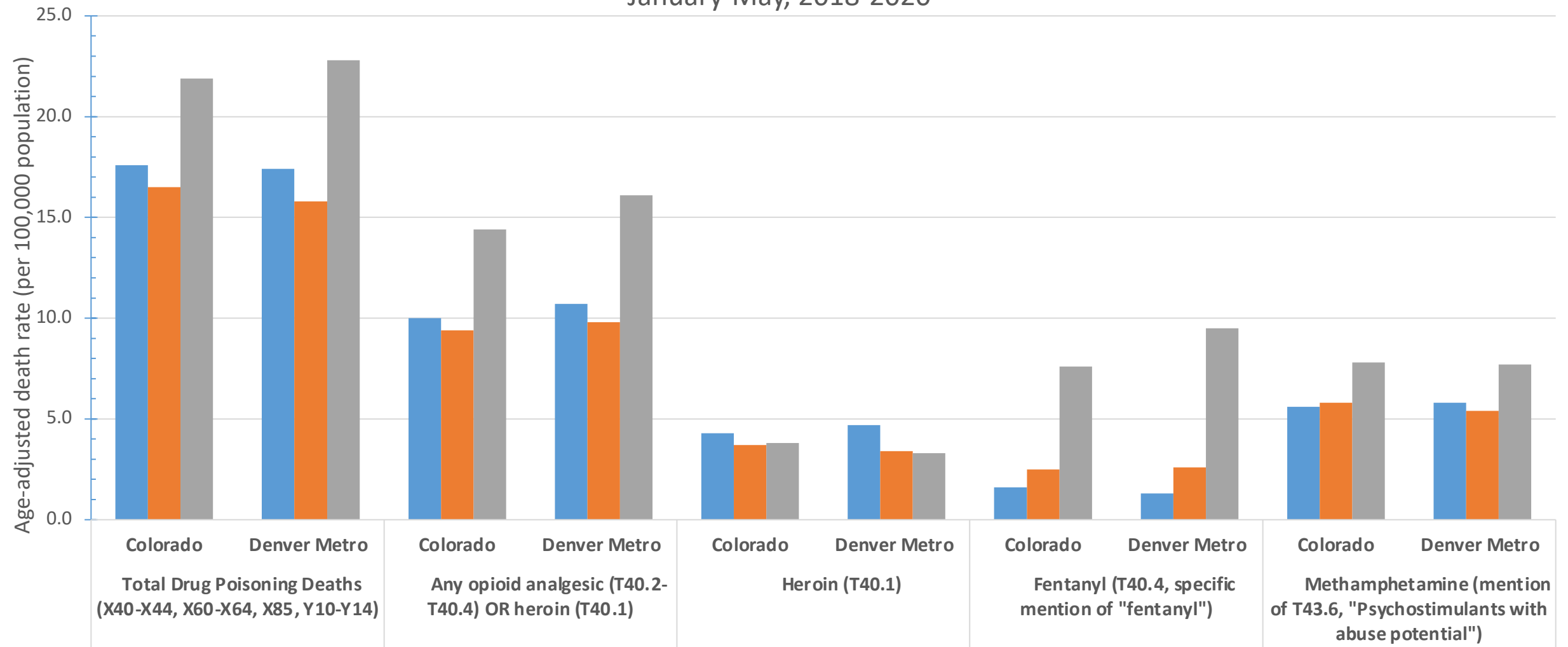
## Opioids

- The age-adjusted rate of prescription opioid overdose deaths, including fentanyl, increased to 7.3 deaths per 100,00 persons in 2019, from 6.5 deaths in 2018.
- From 2018-2019, the fentanyl death rate doubled in 1 year and contributed to more than half of the prescription opioid rate.
- Heroin death rate is stable from 2016-2019.
- Emergency department rates (not shown) were stable. In 2019, there were 35 visits for prescription opioid overdoses per 100,000 persons and 12 visits for heroin overdose per 100,000 persons.

## Other drugs

- In 2019, the age-adjusted rate of psychostimulant overdoses is 5.8 deaths per 100,000 persons, an increase from 3.5 deaths in 2016, and approaching the rate of prescription opioid overdoses.
- From 2012 through 2016, the psychostimulant overdose death rate slowly increased.
- The age-adjusted rate of cocaine overdoses was 2.2 deaths per 100,000 persons, similar to 2016-2018 rates. This rate might be leveling after a single-year doubling from 2015 to 2016.

# Drug poisoning/overdose death rates: Colorado and Denver Metro Area residents, January-May, 2018-2020



9-County Denver Metro Area includes Adams, Arapahoe, Boulder, Broomfield, Denver, Douglas, Jefferson, Clear Creek and Gilpin Counties.  
 Data for 2020 are provisional, and subject to change.  
 Source: Vital Statistics Program, Colorado Department of Public Health and Environment.

■ 2018 ■ 2019 ■ 2020

# Data Resources

Access data at:

- [CDPHE Drug Overdose dashboard](#)
- [Consortium Opioid Dashboard](#)
- [CDPHE Open Data Portal](#)
- [SEOW](#)

Data sources:

- Death certificates
- Hospitalizations & ED billing
- PDMP
- Treatment admissions for SUD
- National Survey on Drug Use & Health



# Data Questions



# Discussion Questions



1. What data stands out?
2. What are you seeing in your community or work?
3. What one thing would you like to see the SEOW Prescription Drug Workgroup accomplish by October 2020?
4. Join the SEOW Prescription Drug Work Group? *Type your name and “join” in the chat box.*





*Thank you!*

*Please join us for the general session at 9:45*

*Please click the link below to join the webinar:*

<https://ucdenver.zoom.us/j/94087018876>

*Or Telephone:*

*US: +1 669 900 6833*

*Webinar ID: 940 8701 8876*



University of Colorado  
Boulder | Colorado Springs | Denver | Anschutz Medical Campus

Office of the Attorney  
General



Office of the Governor

